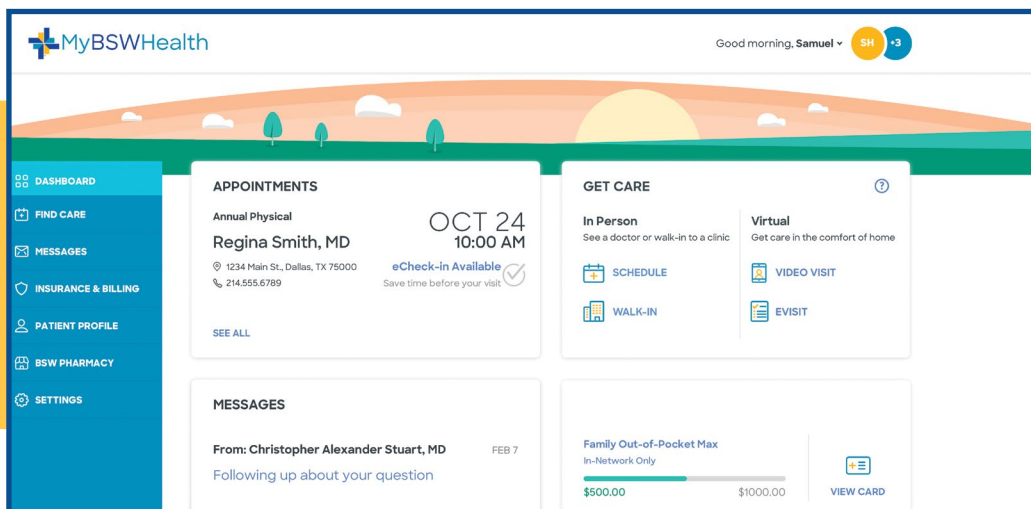


# Health plan tools at your fingertips

with the MyBSWHealth portal for Baylor Scott & White Health Plan members

Access your health plan information 24/7 on the **MyBSWHealth** member portal from any computer, tablet or smartphone device, including:

- ID cards
- Find a provider
- Wellness features
- Plan benefits
- Claims, authorizations and deductibles
- Telehealth options
- Member support
- And more!



Log in to  
[MyBSWHealth.com](https://www.mybswhealth.com)

If you're new to the member portal, registration is easy – just follow the prompts.

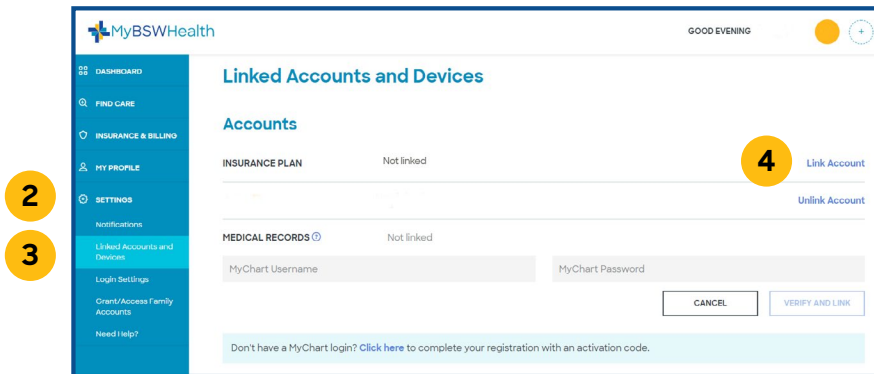


Install the  
**MyBSWHealth App**

Many popular features are available in the award-winning **MyBSWHealth** app.

Text BETTER to 88408, or download **MyBSWHealth** in the [App Store](#) or [Google Play](#).

# Link your Health Plan account in 6 Easy Steps

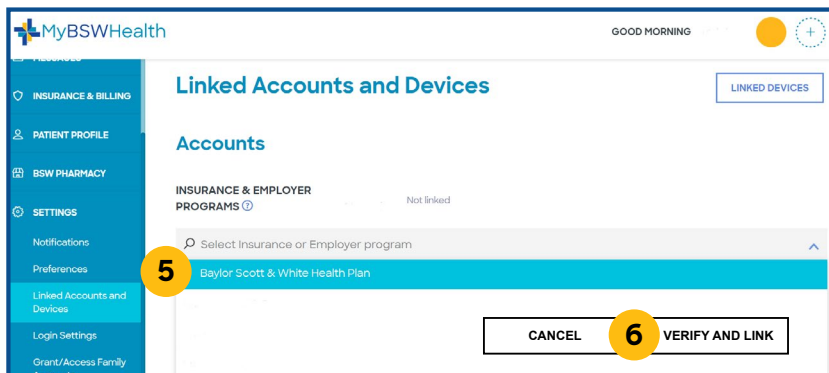


1 Log into your MyBSWHealth account at MyBSWHealth.com

2 Click Settings

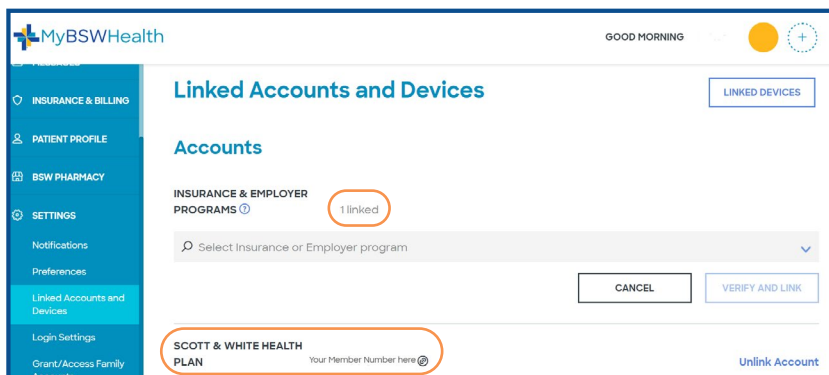
3 Click Unlinked Accounts and Devices

4 Click Link Account



5 Select Baylor Scott & White Health Plan from the dropdown list

6 Click VERIFY AND LINK



**All done!**

You should see **1 linked**, **your health plan name** and **your member ID**.

**Need help?**

Call the MyBSWHealth Technical Help Desk **855.691.0180** 7 AM - 6 PM, Mon - Fri